

1. <http://www.cic.gc.ca/cte-vac/cometocanada.asp>

点击“Start”



Come to Canada

Answer a few questions and we can help you understand how to visit, study or live in Canada.

Start



Important: This information is for reference only and no immigration decision will be made based on your answers. If you choose to apply, your application will be considered by an immigration officer in accordance with the Immigration and Refugee Protection Act, without regard to any outcome you attain through this questionnaire. [Read full notice](#)

2. 拉到底部，点击“Next”



QQ: 2223171924


- 6 Once you have your documents ready, you can return to the [CIC](#) site and continue your application. All of your next steps to apply will be clearly marked on your results page. If you are eligible to apply online and have all your documents ready you will also have the option to submit your application today.
- 7 If you are returning and already have a personal checklist code, you can [continue your application](#).


Next

Print


3. 根据问题，选择回答，然后点“Next”


Start Again  Help 


What would you like to do in Canada? 


Study 


How long are you planning to stay in Canada?

Temporarily - more than 6 months 


What is the country of nationality of your passport? 


China, People's Republic of 




What is your current country of residence?
If you are presently in Canada, you should select Canada. 



Canada 

Do you have a family member who is a Canadian citizen or permanent resident and is 18 years or older?

No 

What is your date of birth? 

01  January  1988 

 Exit 

QQ: 2223171924

4. 还是根据问题，做出对应回答

A screenshot of a web form interface. At the top, there is a dark navigation bar with three buttons: "Start Again" with a circular arrow icon, "Help" with a question mark icon, and "Modify my Answers" with a document icon. The main content area has a white background with a dark border. It contains the question: "Are you a permanent resident of the United States and have your alien registration card (Green Card) or other proof of permanent residence?" followed by a question mark icon. Below the question is a "Select" label and a dropdown menu currently showing "No". At the bottom of the form are two buttons: "Exit" with a left arrow icon and "Next" with a right arrow icon.

Start Again Help Modify my Answers

Are you a permanent resident of the United States and have your alien registration card (Green Card) or other proof of permanent residence?

Select

No

Exit Next

5. 根据问题，做出对应回答

A screenshot of a web form interface, similar to the one above. The navigation bar at the top is identical. The main content area contains the question: "What is your current immigration status in Canada?" followed by a question mark icon. Below the question is a "Select" label and a dropdown menu currently showing "Student". At the bottom of the form are two buttons: "Exit" with a left arrow icon and "Next" with a right arrow icon.

Start Again Help Modify my Answers

What is your current immigration status in Canada?

Select

Student

Exit Next

6. 根据问题，做出对应回答

Start Again Help Modify my Answers

What is your current marital status? ?

Never Married/Single

What is your province of destination?
If visiting multiple provinces, select the one in which you will be spending most of your time. ?

Ontario

Exit Next

7. 回答完上面的对应的问题，会出现以下页面，如果只是延期学签，点击“Continue”

Start Again Help Print

Based on the information you provided, the result(s) below indicate whether you may be eligible to come to Canada.

Study Permit (in Canada)

You may be eligible to extend your stay in Canada as a student

Continue

Temporary Resident Visa

You will need a temporary resident visa to return to Canada.

8. 继续点击 “Continue”

The screenshot shows a web application window with a dark header bar. On the left, there are links for 'Start Again' and 'Help'. On the right, there is a 'Print' button with a printer icon. The main content area has a white background with a red handwritten ID 'QQ: 2223171924' at the top. Below it is the title 'Create your personal checklist'. The text 'You're almost there...' is followed by a paragraph: 'We're going to ask you a few more questions. Based on your answers, we will provide you with a personal checklist of all the documents you need to submit with your application.' Below this is a 'CAUTION' section: 'Do not submit multiple applications for the same service in an effort to speed up your application. Doing this may result in both applications being processed and delay the finalization of your application. CIC does not refund processed applications.' At the bottom, there are two buttons: 'Exit' on the left and 'Continue' on the right. A 'Print' button with a printer icon is also visible at the bottom right of the window.

Start Again Help

Print

QQ: 2223171924

Create your personal checklist

You're almost there...

We're going to ask you a few more questions. Based on your answers, we will provide you with a personal checklist of all the documents you need to submit with your application.

CAUTION: Do **not** submit multiple applications for the same service in an effort to speed up your application. Doing this may result in both applications being processed and delay the finalization of your application. CIC does not refund processed applications.

Exit Continue

Print

9. 做出对应选择，点击 “Next”

The screenshot shows a web application window with a dark header bar. On the left, there are links for 'Start Again' and 'Help'. On the right, there is a link for 'Modify my Answers'. The main content area has a white background. It starts with the question 'Are you accompanying a family member who has status in Canada?' followed by a question mark icon. Below the question is a 'Select' label and a dropdown menu currently showing 'No'. At the bottom, there are two buttons: 'Exit' on the left and 'Next' on the right.

Start Again Help Modify my Answers

Are you accompanying a family member who has status in Canada? ?

Select

No

Exit Next

10. 继续回答对应问题，点击 “Next”

Start Again Help Modify my Answers

Do you also want to apply for a work permit?

No

Exit Next

11. 查看现在的学签纸，上面的日期，填写后点击 “Next”

Start Again Help Modify my Answers

When does your status in Canada expire?

Date

-- Day -- -- Month -- -- Year --

Exit Next

12. 根据自己的情况选择相对情况

The screenshot shows a web interface with a dark header bar. On the left, there are links for "Start Again" (with a refresh icon) and "Help" (with a question mark icon). On the right, there is a link for "Modify my Answers" (with a document icon). The main content area has a white background and contains the question: "Have you had a medical exam performed by a CIC authorized panel physician (doctor) within the last 12 months?". To the right of the question is a small question mark icon. Below the question is a "Select" dropdown menu with "Yes" selected. At the bottom of the form are two buttons: "Exit" (with a left arrow icon) and "Next" (with a right arrow icon).

13. 根据自己申请情况选择，然后点击“Next”

The screenshot shows a web interface similar to the one above. The header bar has "Start Again" (with a refresh icon), "Help" (with a question mark icon), and "Modify my Answers" (with a document icon). The main content area contains the question: "Do you want to submit an application for a family member". To the right of the question is a small question mark icon. Below the question is a "Select" dropdown menu with "No" selected. At the bottom of the form are two buttons: "Exit" (with a left arrow icon) and "Next" (with a right arrow icon).

14. 如果是 DIY 自己申请，就选最后一个 “No” 然后点击 “Next”

The screenshot shows a web form with a dark header bar. On the left, it says "Start Again" with a circular arrow icon. On the right, it says "Modify my Answers" with a circular arrow icon. The main content area has a question: "Are you giving someone access to your application?" followed by a question mark icon. Below the question are four radio button options: "Yes, I will be appointing a representative to apply on my behalf", "Yes, grant authorization for Citizenship and Immigration Canada to release your application information to another person?", "Yes, both appoint a representative and grant authorization to release information to another person", and "No". The "No" option is selected with a checkmark. At the bottom, there are two buttons: "Exit" on the left and "Next" on the right, both with circular arrow icons.

Start Again Help Modify my Answers

Are you giving someone access to your application?

☐ Yes, I will be appointing a representative to apply on my behalf

☐ Yes, grant authorization for Citizenship and Immigration Canada to release your application information to another person?

☐ Yes, both appoint a representative and grant authorization to release information to another person

☒ No

Exit Next

15. 是否支付申请费，选择后，点击 “Next”

The screenshot shows a web form with a dark header bar. On the left, it says "Start Again" with a circular arrow icon. On the right, it says "Modify my Answers" with a circular arrow icon. The main content area has a question: "There are fees associated with this application. Will you be paying your fees or are you fee exempt?" followed by a question mark icon. Below the question is a text input field containing "Yes, I will be paying my application fees." and a dropdown arrow icon. At the bottom, there are two buttons: "Exit" on the left and "Next" on the right, both with circular arrow icons.

Start Again Help Modify my Answers

There are fees associated with this application. Will you be paying your fees or are you fee exempt?

Yes, I will be paying my application fees.

Exit Next

QQ: 2223171924

16. 是否有能力扫描文件，选择后，点击“Next”

Start Again Help Modify my Answers

Do you have the ability to create a digital image of your documents (through scanning or taking a picture) and will you pay your application fees online using a Visa, MasterCard or American Express?

Select

Yes

Exit Next

17. 然后生成“Review your answers”，可以在此检查修改。然后拉至底部点击“Continue”

Start Again Help

Review your answers

Please review your answers below.

What would you like to do in Canada?
Study

How long are you planning to stay in Canada?
Temporarily - more than 6 months

What is the country of nationality of your passport?
China, People's Republic of

Modify

There are fees associated with this application. Will you be paying your fees or are you fee exempt?

Yes, I will be paying my application fees. [Modify](#)

Do you have the ability to create a digital image of your documents (through scanning or taking a picture) and will you pay your application fees online using a Visa, MasterCard or American Express?

Yes [Modify](#)

Continue

18. 然后生成一个 Code 如下 “BV7902761490”

Start Again Help Print

Studying in Canada - Your personal checklist
Based on your answers, you may be eligible to come to Canada as a student.

To apply online, you will need this personal checklist
code: **BV7902761490**

Step 1: Record your personal checklist code. This code will expire on Saturday July 20 2013 1:43:52 PM EDT. It is valid only for this application. When you return to the CIC site to apply online, you will need to enter your personal checklist code. We will use this code to retrieve the list of documents you need to submit with your application.

Step 2: Print this page. You will need this information to apply.

Step 3: Read the application guide. Application guides can be found at:
<http://www.cic.gc.ca/english/information/applications/index.asp>

Step 4: Gather these documents and complete the application forms:

Are you having difficulty downloading a form?


Application forms for study permits, work permits and temporary resident visas are being updated on May 4, 2013. If you are submitting your application online after May 4, 2013, please go back into your application to download and complete the new application form.

Forms downloaded before May 4th will not upload to MyCIC.

Application Form(s)

Application to Change Conditions, Extend my Stay or Remain in Canada as a Student (IMM5709)

Application Form(s)

 Application to Change Conditions, Extend my Stay or Remain in Canada as a Student (IMM5709)

Supporting Documents

Proof of Means of Financial Support ?

Passport or travel document ?

Proof of Medical Exam ?

Digital Photo ?

Letter of Acceptance ?

Fee

Application	Quantity	Price (CAD) per unit	Total (CAD)
Study Permit	1	\$125	\$125
Total Price (CAD)			\$125

All documents must be provided in either English or French. If you have a document in another language, please provide a copy of the document in the original language with an English or French translation.



Step 5: Register / log in to submit your online application.

To apply online, you'll need an electronic "key" for secure access.

- Register to get a key if you are a new user.
Register here: <http://www.cic.gc.ca/english/e-services/mycic.asp>
- Login to your account if you are a returning user.
Login here: <http://www.cic.gc.ca/english/e-services/mycic.asp>



Step 6: When you are logged in to your electronic credential (known as your key), you'll be automatically directed to CIC's online services called MyCIC.

You will be prompted to register enrol for an account if you are a first time user. Returning users will be directed straight to their account.

Once you are logged into MyCIC, then select "Apply Online" to continue.

✓ **Step 7:** Enter your **personal checklist code**

After you select "Apply Online", you will be asked to enter your personal checklist code.

A personal checklist code is located at the top of this personal checklist and looks like this: **QK4350881372**.

✓ **Step 8:** Once you have entered your personal checklist code, you will be guided through the following steps to complete your application:

- Upload your documents
- Review your application
- Pay with a credit card
- Submit your application

✓ **Step 9:** After you submit your payment, you will see a page that confirms that your application has been submitted. It will have more information on next steps. Shortly after you submit, you will also receive a confirmation message in your MyCIC account.